



## 2SA1536/2SC3951

### High-Definition CRT Display Video Output Applications

#### Applications

- High definition CRT display video output, wide-band amplifier.

#### Features

- High  $f_T$  :  $f_T=600\text{MHz}$ .
- High breakdown voltage :  $V_{CEO}=70\text{Vmin}$ .
- Small reverse transfer capacitance and excellent high-frequency characteristic :  
 $C_{re}=1.9\text{pF/NPN}$ ,  $2.4\text{pF/PNP}$ .
- Complementary PNP and NPN types.
- Adoption of FBET process.
- Micaless type.

( ) : 2SA1536

#### Specifications

##### Absolute Maximum Ratings at $T_a = 25^\circ\text{C}$

Parameter	Symbol	Conditions	Ratings	Unit
Collector-to-Base Voltage	$V_{CBO}$		(-80)	V
Collector-to-Emitter Voltage	$V_{CEO}$		(-70)	V
Emitter-to-Base Voltage	$V_{EBO}$		(-3)	V
Collector Current	$I_C$		(-300)	mA
Peak Collector Current	$I_{CP}$		(-600)	mA
Collector Dissipation	$P_C$		1.3	W
		$T_c=25^\circ\text{C}$	8	W
Junction Temperature	$T_j$		150	$^\circ\text{C}$
Storage Temperature	$T_{stg}$		-55 to +150	$^\circ\text{C}$

##### Electrical Characteristics at $T_a = 25^\circ\text{C}$

Parameter	Symbol	Conditions	Ratings			Unit
			min	typ	max	
Collector Cutoff Current	$I_{CBO}$	$V_{CB}=(-60\text{V}, I_E=0)$			(-0.1)	$\mu\text{A}$
Emitter Cutoff Current	$I_{EBO}$	$V_{EB}=(-2\text{V}, I_C=0)$			(-1.0)	$\mu\text{A}$
DC Current Gain	$h_{FE1}$	$V_{CE}=(-10\text{V}, I_C=(-50\text{mA}))$	40*		320*	
	$h_{FE2}$	$V_{CE}=(-10\text{V}, I_C=(-200\text{mA}))$	20			
Gain-Bandwidth Product	$f_T$	$V_{CE}=(-10\text{V}, I_C=(-100\text{mA}))$		600		MHz
Output Capacitance	$C_{ob}$	$V_{CB}=(-30\text{V}, f=1\text{MHz})$		2.4		pF
				(3.1)		pF
Reverse Transfer Capacitance	$C_{re}$	$V_{CB}=(-30\text{V}, f=1\text{MHz})$		1.9		pF
				(2.4)		pF
Collector-to-Emitter Saturation Voltage	$V_{CE(sat)}$	$I_C=(-50\text{mA}, I_B=(-5\text{mA}))$			(-1.0)	V
Emitter-to-Base Saturation Voltage	$V_{BE(sat)}$	$I_C=(-50\text{mA}, I_B=(-5\text{mA}))$			(-1.0)	V

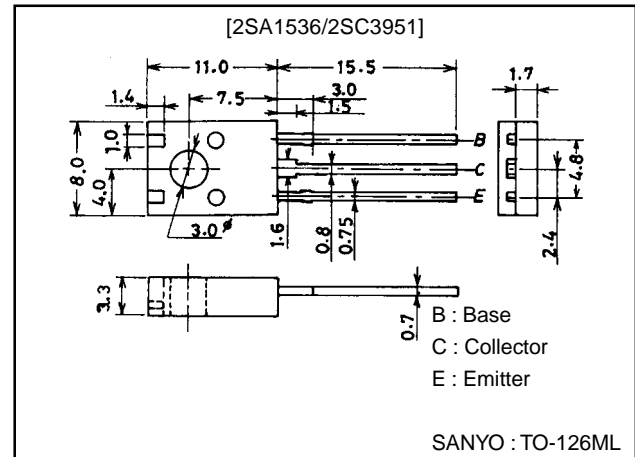
\* $h_{FE1}$  : The 2SA1536/2SC3951 are classified by 50mA  $h_{FE}$  as follows :

40	C	80	60	D	120	100	E	200	160	F	320
----	---	----	----	---	-----	-----	---	-----	-----	---	-----

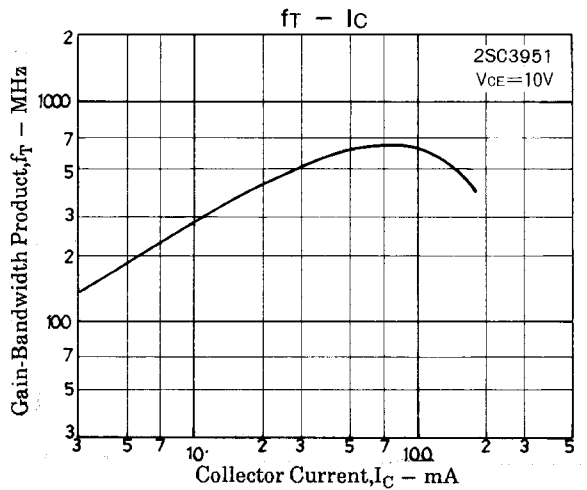
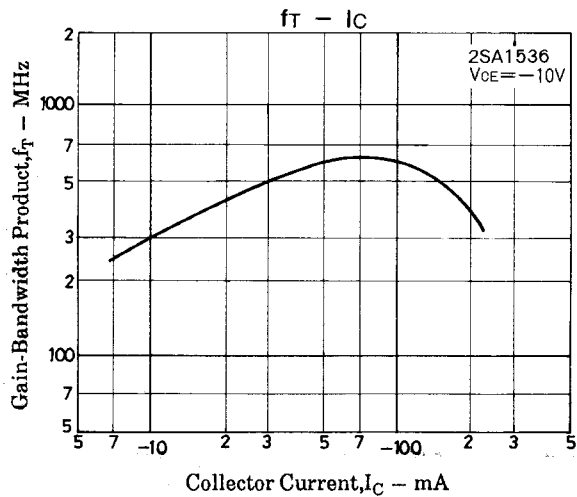
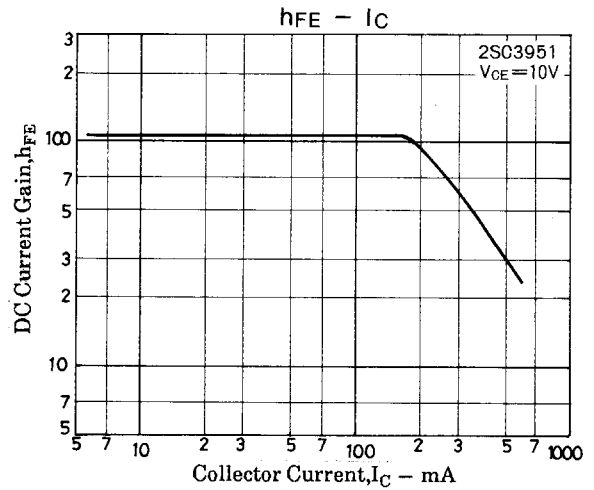
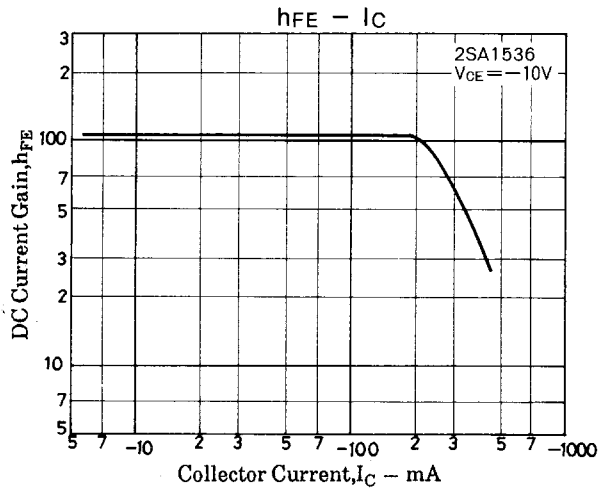
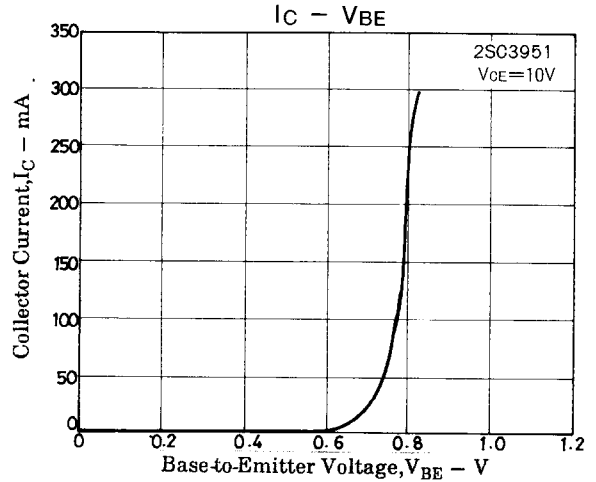
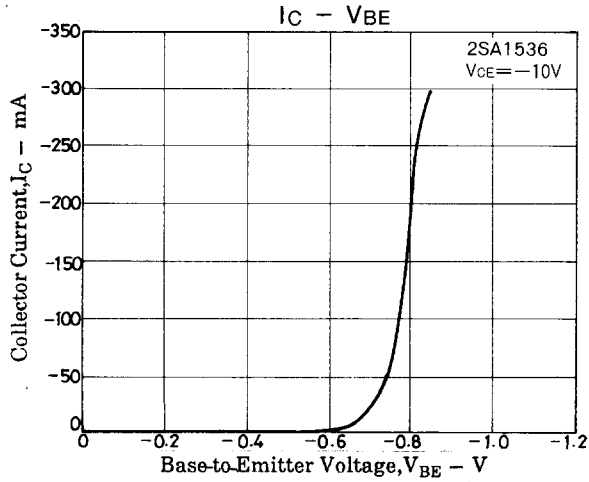
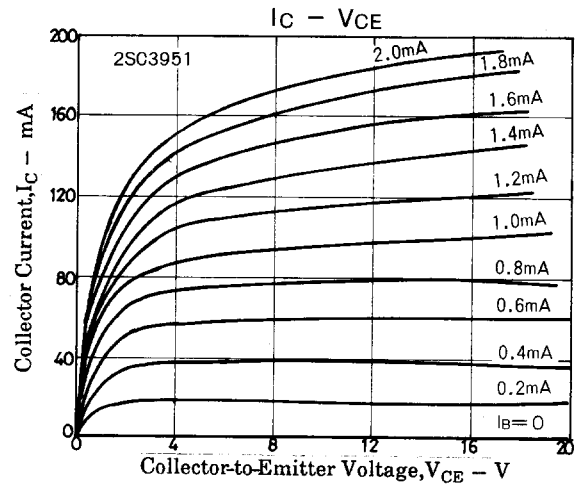
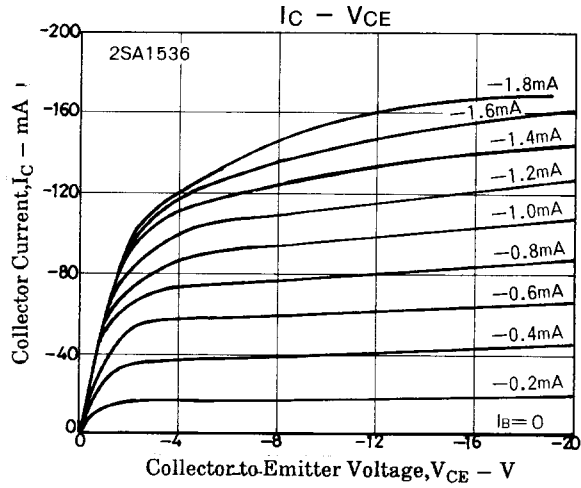
#### Package Dimensions

unit:mm

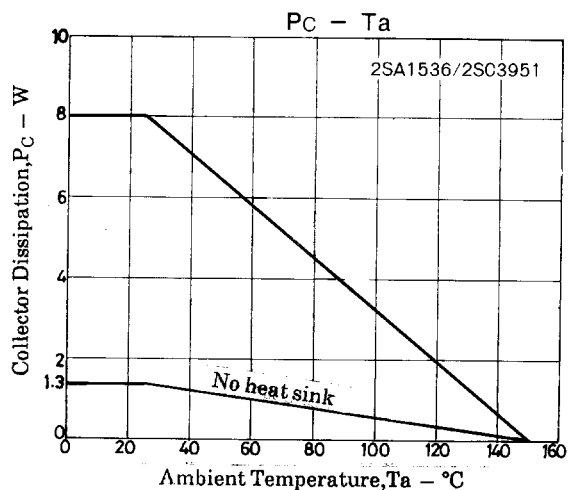
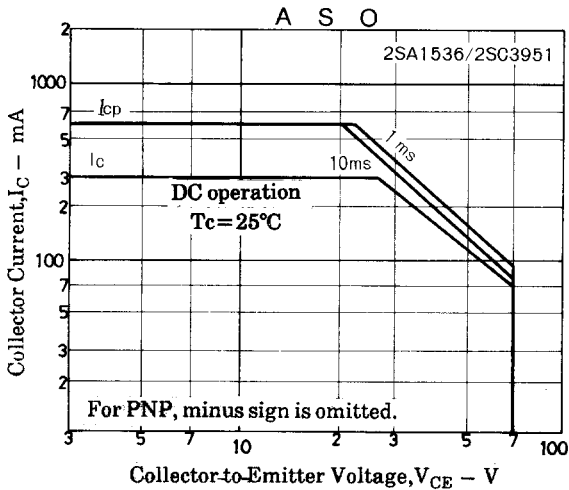
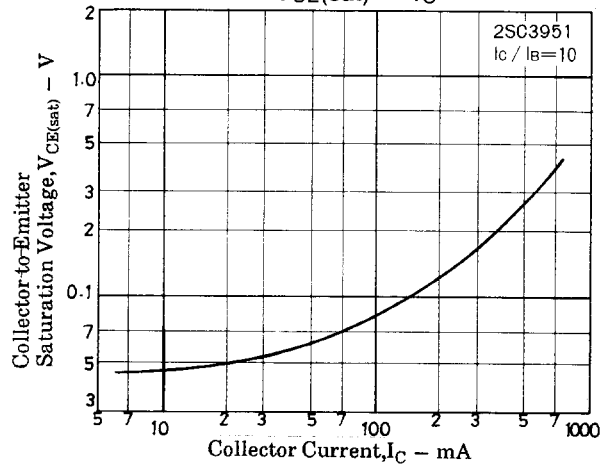
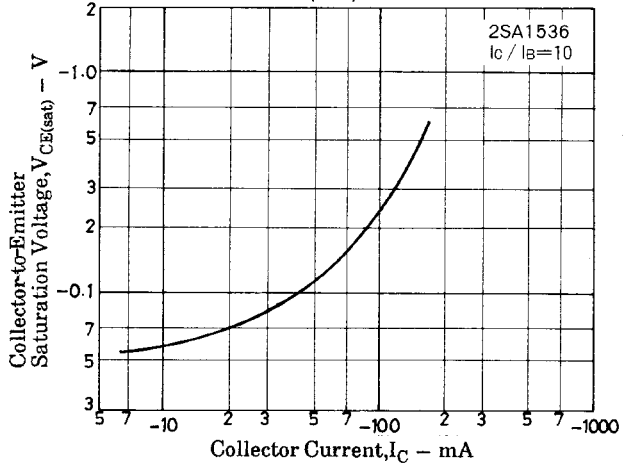
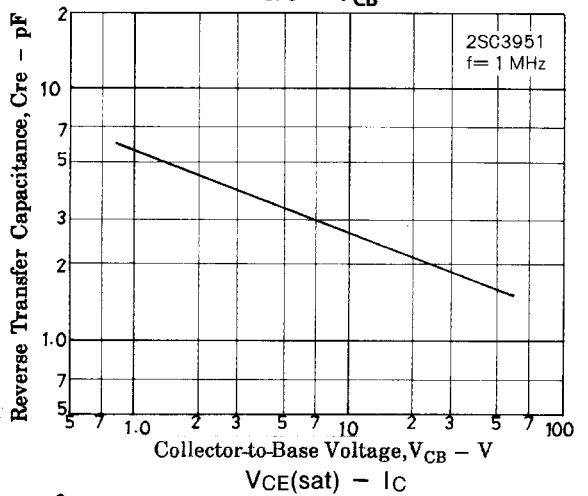
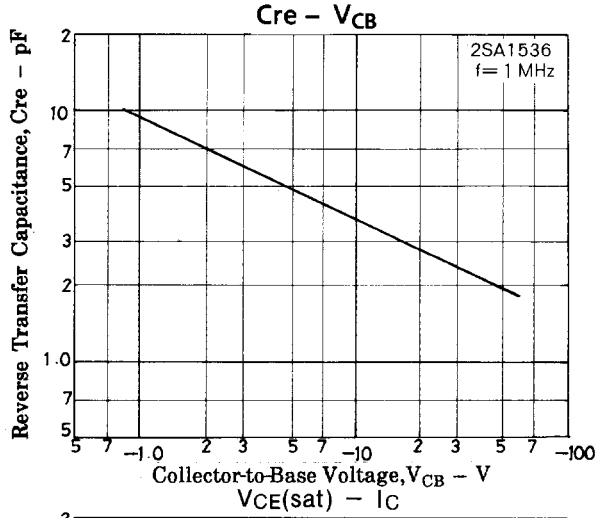
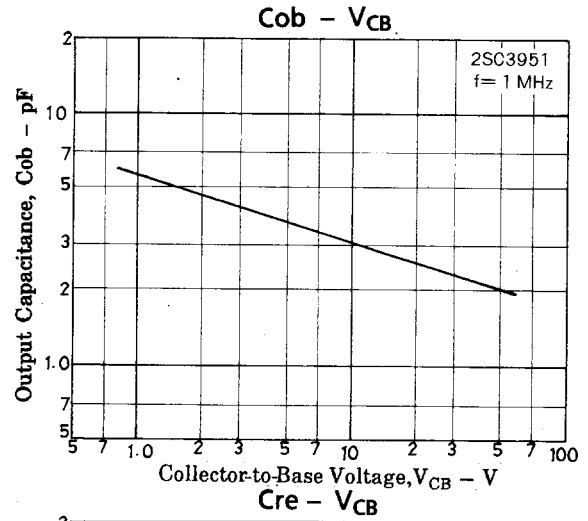
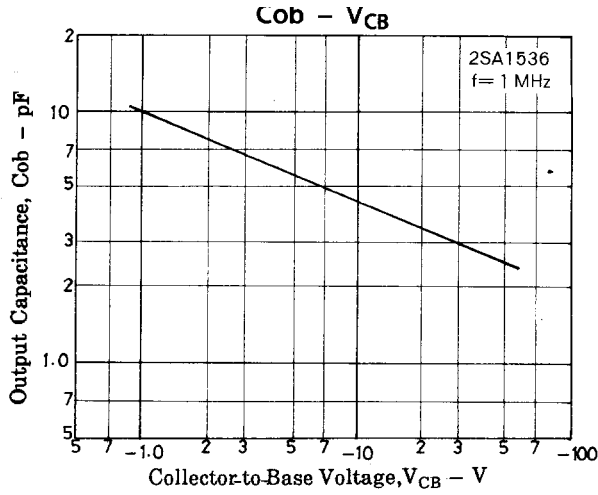
2042A



# 2SA1536/2SC3951



# 2SA1536/2SC3951



- No products described or contained herein are intended for use in surgical implants, life-support systems, aerospace equipment, nuclear power control systems, vehicles, disaster/crime-prevention equipment and the like, the failure of which may directly or indirectly cause injury, death or property loss.
- Anyone purchasing any products described or contained herein for an above-mentioned use shall:
  - ① Accept full responsibility and indemnify and defend SANYO ELECTRIC CO., LTD., its affiliates, subsidiaries and distributors and all their officers and employees, jointly and severally, against any and all claims and litigation and all damages, cost and expenses associated with such use:
  - ② Not impose any responsibility for any fault or negligence which may be cited in any such claim or litigation on SANYO ELECTRIC CO., LTD., its affiliates, subsidiaries and distributors or any of their officers and employees jointly or severally.
- Information (including circuit diagrams and circuit parameters) herein is for example only; it is not guaranteed for volume production. SANYO believes information herein is accurate and reliable, but no guarantees are made or implied regarding its use or any infringements of intellectual property rights or other rights of third parties.

This catalog provides information as of July, 1998. Specifications and information herein are subject to change without notice.